



Free Foreclosure Listings and Trends

[Our coverage areas](#)

Find a Realtor or agent in your area

Los Angeles County Foreclosures, Bank Owned Homes, Short Sales

Along with the Los Angeles County foreclosure trends, statistics, housing data and demographics, you can review every preforeclosure, foreclosure or bank owned property by selecting a city or ZIP code in Los Angeles County from the list below. For further information on specific foreclosure properties we recommend working with a local Realtor® that uses ForeclosureRadar.com, or subscribing to ForeclosureRadar.com, the professional's foreclosure service.

Top Foreclosure ZIP codes in Los Angeles County

[90201](#) [90650](#) [90011](#) [91331](#) [90280](#) [90250](#) [90805](#) [90044](#)
[91744](#) [91342](#) [90255](#) [91706](#)

» More Zips

Professional foreclosure search - FREE trial

No obligation, No worries.

Sign Up Now!

We value your privacy.

Top Foreclosure Cities in Los Angeles County

[Los Angeles](#) [Long Beach](#) [Glendale](#) [Santa Clarita](#)
[Pomona](#) [Torrance](#) [Pasadena](#) [Lancaster](#)
[El Monte](#) [Palmdale](#) [Inglewood](#) [Downey](#)

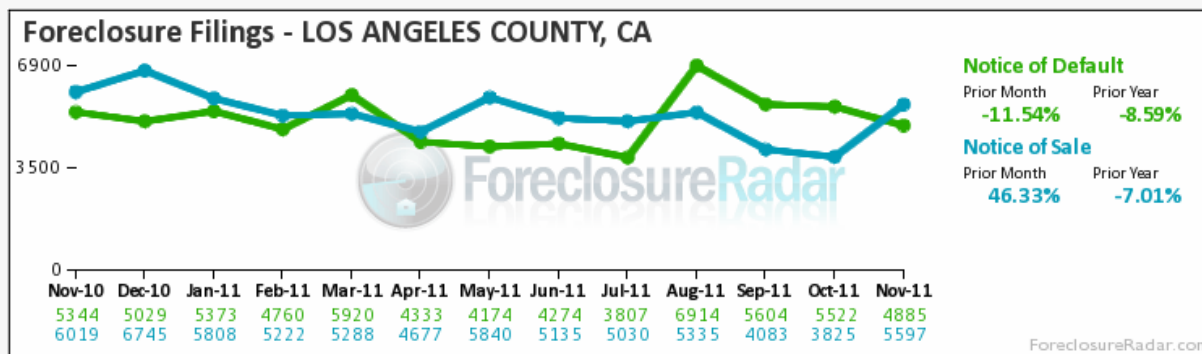
» More Cities

Los Angeles County Housing Data

Median House Value
\$209,300
 Single Family 56 %
 2-4 Units 9%
 5+ Units 33 %
 Average Age 39.4
 Owner-Occupied 48 %
 Median Rent \$704

Source: 2000 Census

Los Angeles County Foreclosure Trends



[Embed this chart on your own page...](#)

ForeclosureRadar subscribers login and go to Analyze Foreclosure Trends to create your own customizable charts without the ForeclosureRadar logo. Otherwise, copy and Paste this HTML code into your page:

Foreclosure Filings—Notice of Default filings are the first step in the foreclosure process. Notice of Trustee Sale filings set the date and time of an auction, and serve as the homeowner's final notice before sale.

Los Angeles County Demographics

Population 9,519,339
 Density 2,344 persons / Sq Mi
 Ages:
 0-18 28% 18-64 62% 65+ 10%

Education Attainment

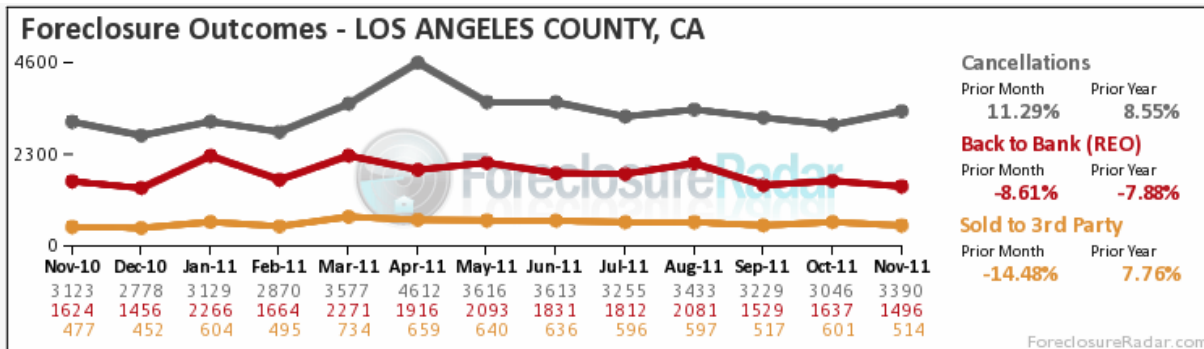
High School 19%
 Some College 26%
 Bachelors 16%
 Graduate or Professional 9%

Income

Median Household Income \$42,189
 Married with One Wage-Earner 27%

Work / Commuting

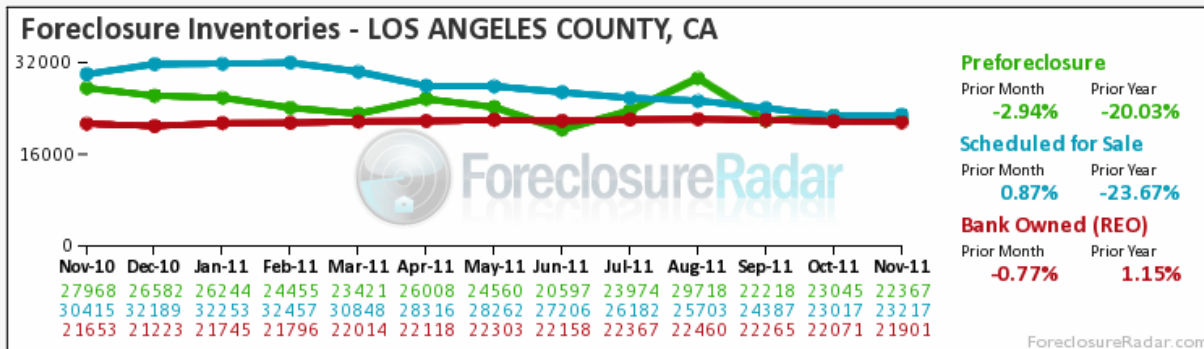
Working 41 %
 Working in same County 93%
 Avg Commute Time 29.4 min
 Workers using Alternative Transportation 30%



[Embed this chart on your own page...](#)

ForeclosureRadar subscribers login and go to Analyze Foreclosure Trends to create your own customizable charts without the ForeclosureRadar logo. Otherwise, copy and Paste this HTML code into your page:

Foreclosure Outcomes—After the filing of a Notice of Trustee Sale, there are only three possible outcomes. First, the sale can be Cancelled for reasons that include a successful loan modification or short sale, a filing error, or a legal requirement to re-file the notice after extended postponements. Alternatively, if the property is taken to sale, the bank will place the opening bid. If a 3rd party, typically an investor, bids more than the bank's opening bid, the property will be Sold to 3rd Party; if not, it will go Back to the Bank and become part of that bank's REO inventory.



[Embed this chart on your own page...](#)

ForeclosureRadar subscribers login and go to Analyze Foreclosure Trends to create your own customizable charts without the ForeclosureRadar logo. Otherwise, copy and Paste this HTML code into your page:

Foreclosure Inventories—Preforeclosure inventory is an estimate of the number of properties that have had a Notice of Default filed against the property, but have not yet been Scheduled for Sale. The Scheduled for Sale inventory indicates those properties that have had a Notice of Trustee Sale filed, but have not yet been sold or had the sale cancelled. The Bank Owned (REO) inventory indicates the number of properties that have been sold Back to the Bank at the trustee sale, and which the bank has not yet resold to another party.



[Get our FREE Foreclosure Report!](#)

[Attend our FREE Webinars](#)

[Read our ForeclosureTruth Blog](#)



Learn & Connect

[Foreclosure 101](#)
Learn about the [foreclosure process](#), [foreclosure laws](#), and [how to buy a foreclosure](#).

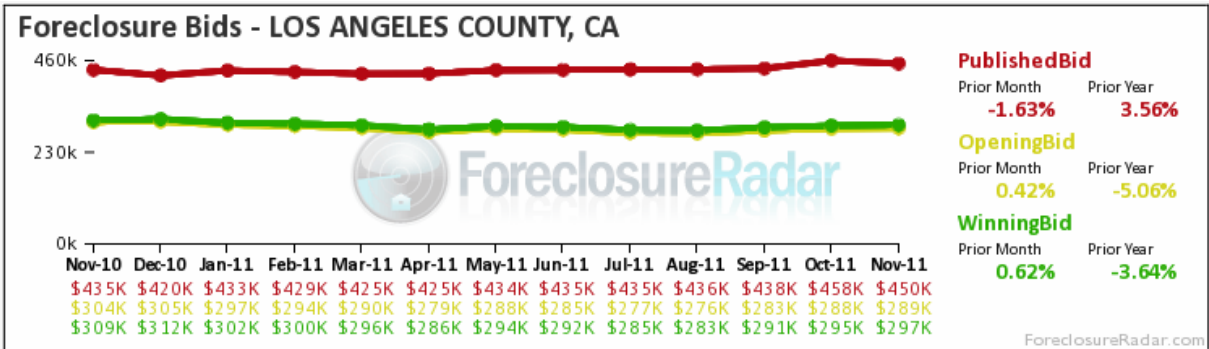
[Short Sale Report](#)
Find out which lenders actually approve short sales and which don't

[Foreclosure Forums](#)
Ask questions and learn about [buying at auction](#), [buying preforeclosures](#), [listing short sales](#), [stopping foreclosure](#) and more.

[Foreclosure Glossary & Terms](#)

Latest From ForeclosureTruth Blog

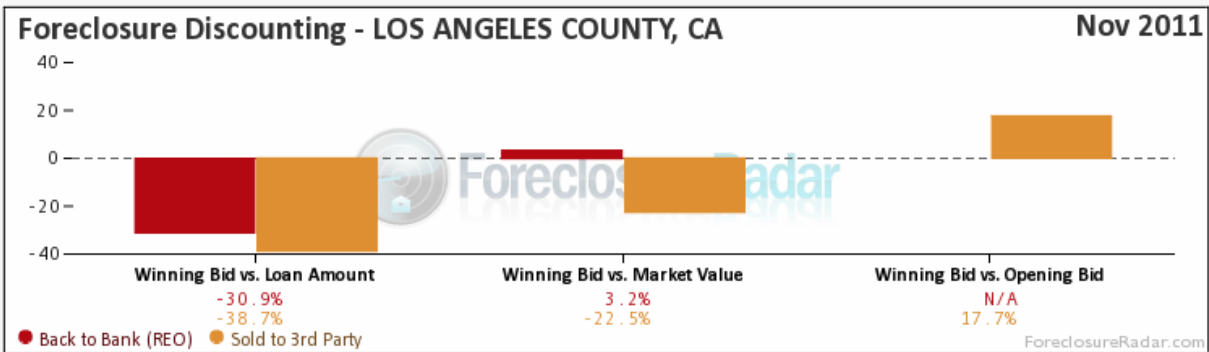
- Dec 12 [The Foreclosure Report - November 2011](#)
- Dec 6 [Occupy Wall Street Targets the Banks - Who Wins?](#)
- Nov 17 [Big news on Robo-Signing and MERS today!](#)
- Nov 15 [The Foreclosure Report - October 2011](#)
- Nov 7 [Vultures - An Essential](#)



[Embed this chart on your own page...](#)

ForeclosureRadar subscribers login and go to Analyze Foreclosure Trends to create your own customizable charts without the ForeclosureRadar logo. Otherwise, copy and Paste this HTML code into your page:

Foreclosure Bids—The Published Bid is the amount listed in the Notice of Trustee Sale and is typically the balance due at the original date of sale. The Opening Bid is the bank's starting bid at auction, and is often discounted from the Published Bid. The Winning Bid is the highest bid received at auction and reflects the amount at which the bank or 3rd party purchased the foreclosure.



[Embed this chart on your own page...](#)

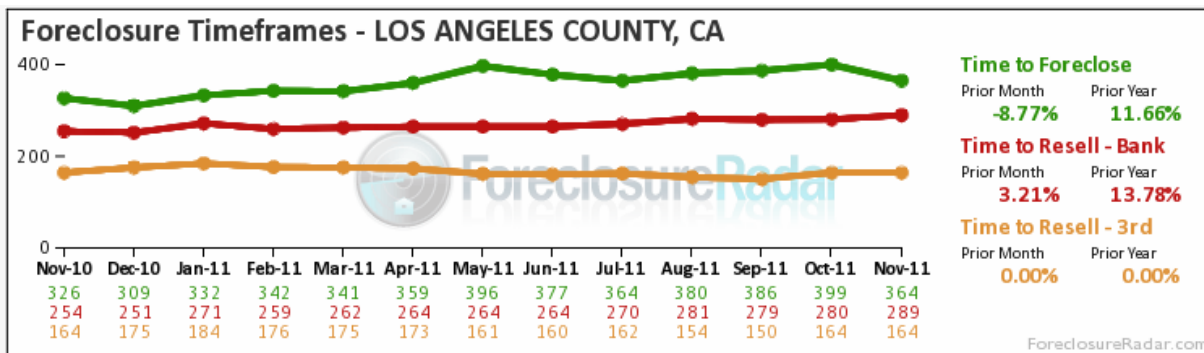
ForeclosureRadar subscribers login and go to Analyze Foreclosure Trends to create your own customizable charts without the ForeclosureRadar logo. Otherwise, copy and Paste this HTML code into your page:

Foreclosure Discounting—This chart compares the winning Bid Amount of properties sold at trustee sale to both the outstanding Loan Amount, and the current Market Value. Banks place an Opening Bid for each property and if a 3rd Party does not make a higher bid, the property will be sold Back to Bank (REO) for the Opening Bid amount. Properties Sold to 3rd Parties will typically have Winning Bids with deeper discounts to both Loan Amount and Market Value as only low Opening Bids will attract investor interest.



loading... please wait.

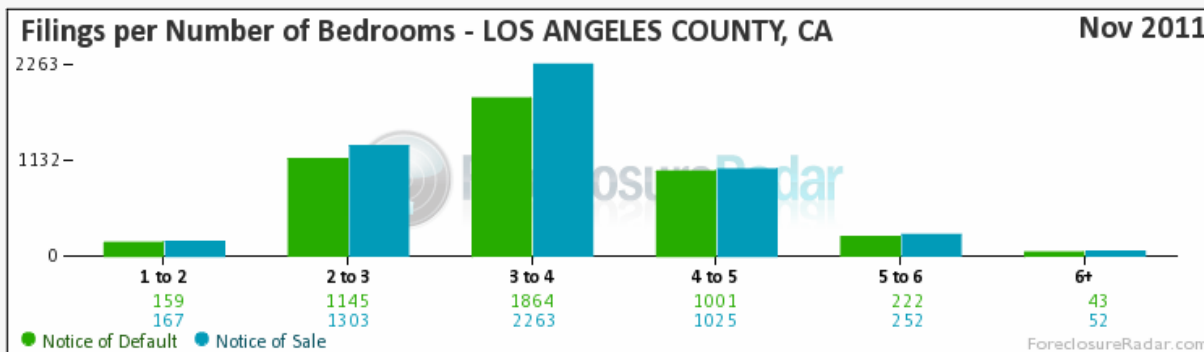
[Part of the Real Estate Ecosystem](#)



[Embed this chart on your own page...](#)

ForeclosureRadar subscribers login and go to Analyze Foreclosure Trends to create your own customizable charts without the ForeclosureRadar logo. Otherwise, copy and Paste this HTML code into your page:

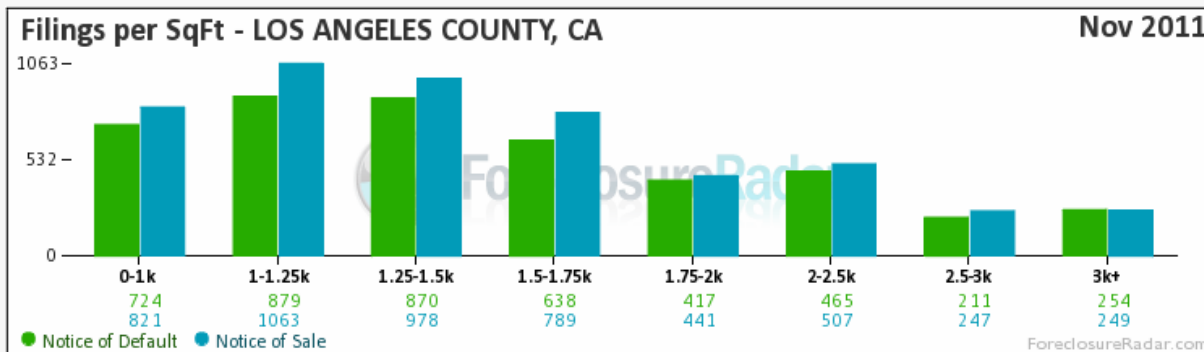
Time to Foreclose—The average number of days between the filing of the Notice of Default and the final sale at auction for foreclosure sales that occurred during the specified month. **Time to Resell**—The average number of days between the final sale at auction and when the property was resold by the bank or 3rd party.



[Embed this chart on your own page...](#)

ForeclosureRadar subscribers login and go to Analyze Foreclosure Trends to create your own customizable charts without the ForeclosureRadar logo. Otherwise, copy and Paste this HTML code into your page:

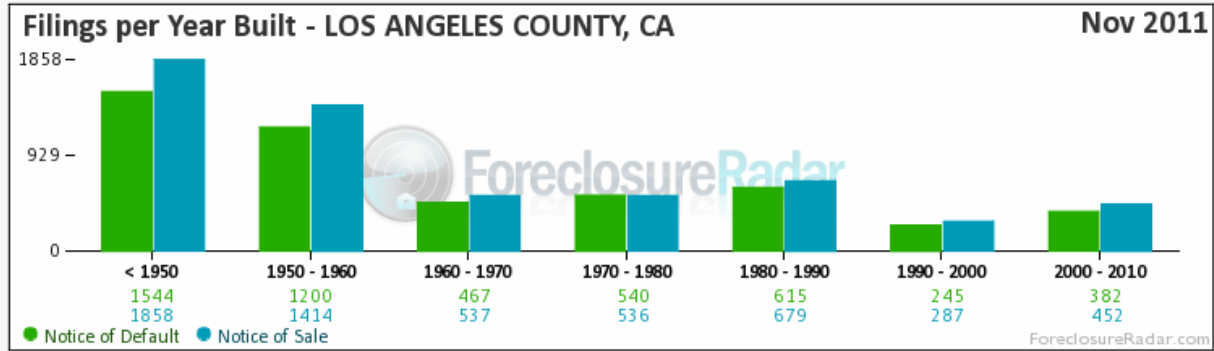
Filings By Number of Bedrooms—The number of foreclosures that have received either a Notice of Default or Notice of Sale, shown in columns arranged by the property's number of bedrooms.



[Embed this chart on your own page...](#)

ForeclosureRadar subscribers login and go to Analyze Foreclosure Trends to create your own customizable charts without the ForeclosureRadar logo. Otherwise, copy and Paste this HTML code into your page:

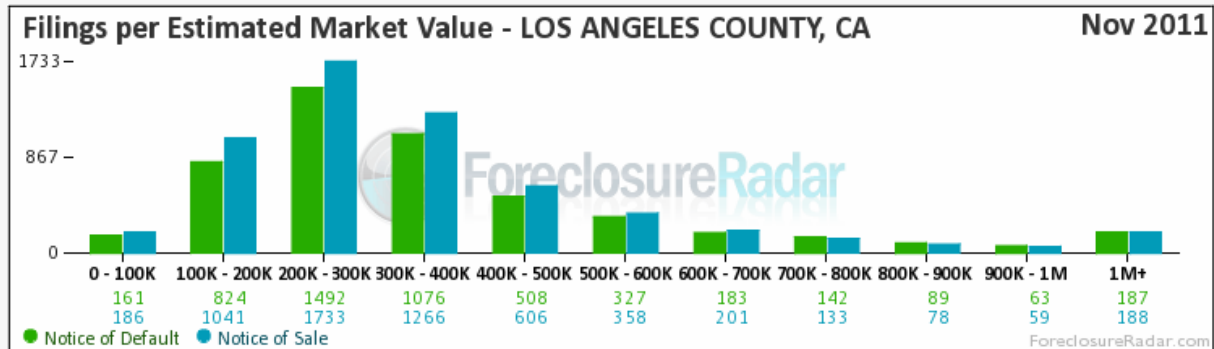
Filings By Square Foot—The number of foreclosures that have received either a Notice of Default or Notice of Sale, shown in columns arranged by the size range of the property in square feet.



[Embed this chart on your own page...](#)

ForeclosureRadar subscribers login and go to Analyze Foreclosure Trends to create your own customizable charts without the ForeclosureRadar logo. Otherwise, copy and Paste this HTML code into your page:

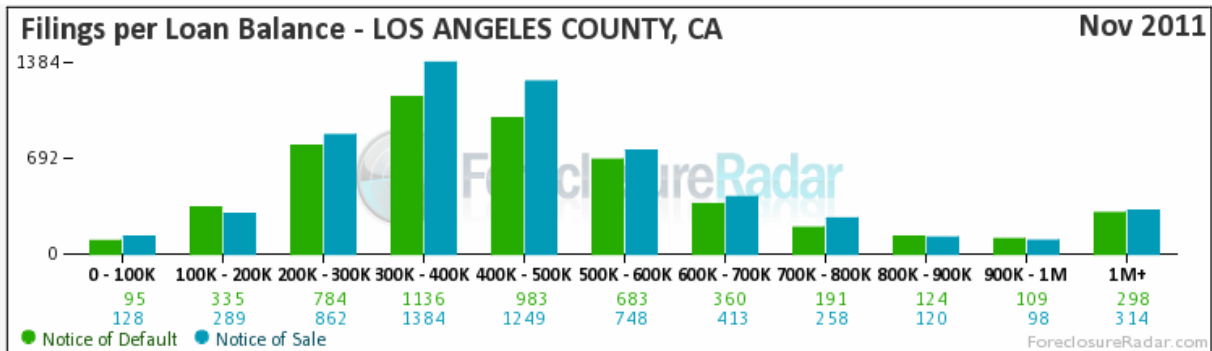
Filings By Year Built—The number of foreclosures that have received either a Notice of Default or Notice of Sale, shown in columns arranged by when the property was built.



[Embed this chart on your own page...](#)

ForeclosureRadar subscribers login and go to Analyze Foreclosure Trends to create your own customizable charts without the ForeclosureRadar logo. Otherwise, copy and Paste this HTML code into your page:

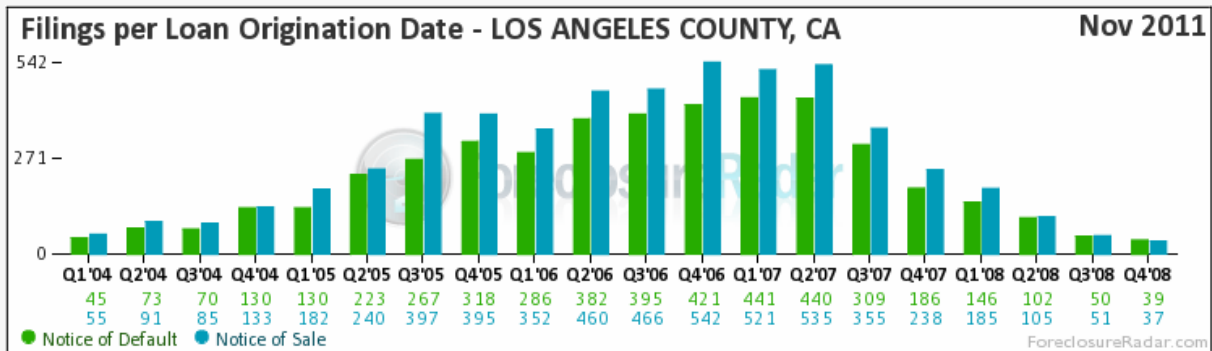
Filings By Est. Market Value—The number of foreclosures that have received either a Notice of Default or Notice of Sale, shown in columns arranged by the estimated market value of the property in foreclosure.



[Embed this chart on your own page...](#)

ForeclosureRadar subscribers login and go to Analyze Foreclosure Trends to create your own customizable charts without the ForeclosureRadar logo. Otherwise, copy and Paste this HTML code into your page:

Filings By Loan Balance—The number of foreclosures that have received either a Notice of Default or Notice of Sale, shown in columns arranged by the balance of the loan in foreclosure.

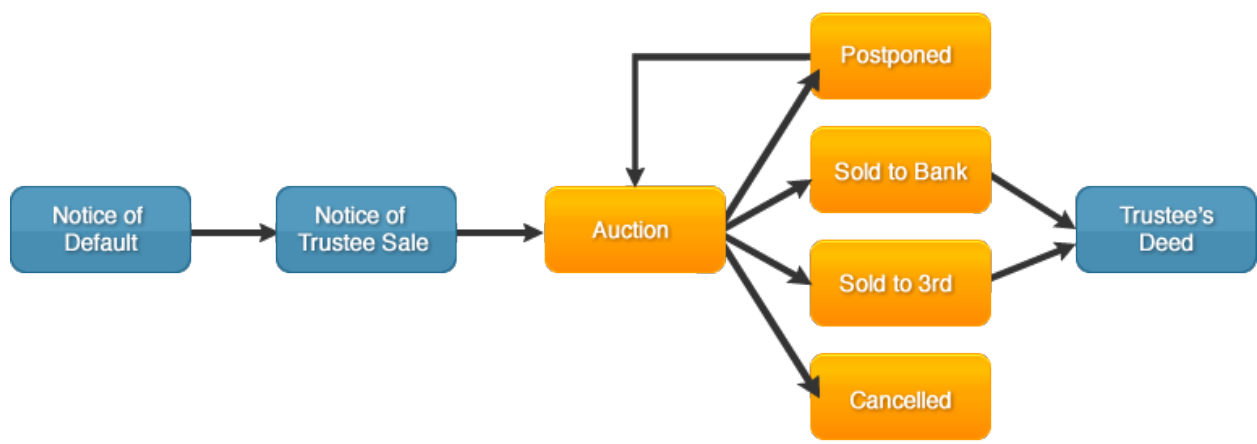


[Embed this chart on your own page...](#)

ForeclosureRadar subscribers login and go to Analyze Foreclosure Trends to create your own customizable charts without the ForeclosureRadar logo. Otherwise, copy and Paste this HTML code into your page:

Filings By Loan Origination Date—The number of foreclosures that have received either a Notice of Default or Notice of Sale, shown in columns arranged by the quarter and year in which the loan was originally made.

California Foreclosure Process



Start of foreclosure process. Initial notice recorded after borrower fails to meet the terms of their loan.
[CC 2924c.\(a\)\(1\)](#)

Sets auction date. Can be recorded 3 months after Notice of Default
[CC 2924 c. \(b\)\(1\)](#)

Initial auction date can be just 20 days after Notice of Trustees Sale is recorded.
[CC 2924 f. \(b\)\(1\)](#)

[More information on Postponement Reasons](#)

Transfers property to winning bidder. By default this will be the lender if no bid higher than the lender's opening bid is received.
[CC 2924 h. \(c\)](#)

Auctions can postpone for up to one year.
[CC 2924 g. \(c\)\(1\)](#)

Standard Services

- [Foreclosure Search](#)
- [Auction Tracking](#)
- [Foreclosure Listing eXchange](#)
- [Foreclosure Software](#)
- [Title Research](#)
- [Foreclosure Alerts](#)
- [Mobile Applications](#)
- [Market Analysis](#)
- [Lists & Data](#)
- [Coverage Areas](#)

Premium Services

- [Team Accounts](#)
- [Advanced Alerts](#)
- [Document Images](#)
- [Printing & Mailing](#)

Benefits

- [Realtor\(R\)](#)
- [Investor](#)
- [Government](#)
- [Lender](#)
- [Property Manager](#)
- [Appraiser](#)
- [Attorney](#)
- [Other Professionals](#)

Learning Center

- [Forums](#)
- [Foreclosure Guides](#)
- [Foreclosure Report](#)
- [Short Sale Report](#)
- [ForeclosureTruth Blog](#)
- [Free Foreclosure Search](#)
- [Foreclosure Stats & Trends](#)

Support

- [FAQ](#)
- [Webinars](#)
- [Tutorials](#)
- [Support Forum](#)
- [Contact Us](#)

Company

- [About Us](#)
- [Contact Us](#)
- [In The News](#)
- [Testimonials](#)
- [Careers](#)
- [Privacy Policy](#)
- [User Agreement](#)